



**This leaflet contains important safety information.
Please read before commencing any activities.**

Please retain packaging for future reference

Adult Supervision Advice

This kit is for use by children over 8 years of age and should only be used under the supervision of an adult.

Read and follow these instructions, the safety rules and the first aid information and keep them for reference.

Not suitable for children under 36 months. This product contains small parts that may represent a choking hazard.

Because children's abilities vary so much, even within age groups, supervising adults should exercise discretion as to which experiments are safe and suitable for them.

The incorrect use of chemicals can cause injury and damage to health.

Only carry out those experiments that are listed in the instructions.

The supervising adult should discuss the warnings and safety information with the child before commencing the experiments.

The area surrounding the experiment should be kept clear of any obstructions and away from the storage of food. It should be well lit and ventilated and close to a water supply. A solid table with a heat resistant top should be provided.

The working area should be cleaned immediately after carrying out the activity.

Safety Advice

Do not allow chemicals to come into contact with skin, eyes or mouth.

Do not inhale dust or powder.

Do not apply to the body.

Do not swallow chemicals.

Do not use equipment which has not been supplied with the set or not recommended.

Clean all equipment after use.

Do dispose of any waste in the bin, not down the sink.

Do make sure that all containers are fully closed and properly stored after use.

Keep the kit away from food and drink.

Store chemical toys out of the reach of young children.

Keep younger children under the specified age limit and animals away from the activity area.

Do not eat, drink or smoke in the activity area.

Wash hands after carrying out activities.

Take off immediately all contaminated clothing.

Please take care to avoid accidents or injuries when using your superballs. We recommend that superballs should only be used outside, well away from pets, young children, or anything breakable!



First Aid Information

In case of eye contact, rinse immediately with plenty of water for at least 15 minutes, holding eye open if necessary, and seek medical advice.

If swallowed, wash out mouth with water, drink some fresh water. **DO NOT INDUCE VOMITING.** Seek immediate medical advice.

In case of inhalation, remove person to fresh air.

In case of skin contacts and burns, wash affected area with plenty of water for 15 minutes.

In case of doubt and injury, always seek medical advice without delay. Take the chemical, the container and this leaflet with you.

Contents

Chemicals used in this kit:

Red coloured PVOH crystals.

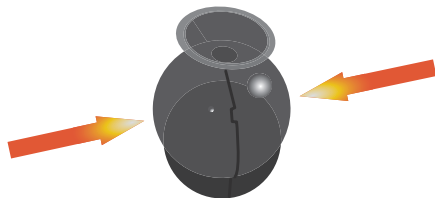
May cause respiratory and eye irritation.

Caution

Contains some chemicals which are classified as a safety hazard. Read all the instructions before use, follow them and keep them for reference.


How To Make Your Superballs

1 First snap your mould together.




2 Put the mould on a dish to collect any spills and, using a small spoon, fill it with polymer granules.

3 When the mould is full, tap it gently to settle the granules and top it up. Do this two or three times until the level doesn't drop when you tap it.



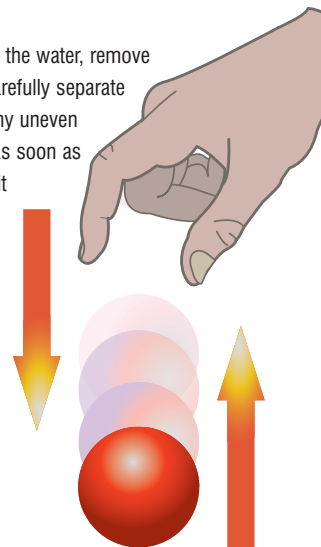
4 To make absolutely sure the mould stays together, we suggest you wrap an elastic band (not supplied) around the top and bottom of the mould.

5 Now fill a small bowl or a sink with water, and immerse the mould for two minutes.



6 Remove the mould from the water, remove the elastic bands and carefully separate the mould. Scrape off any uneven bits from the superball as soon as you can. Let it dry until it is no longer sticky.

You should now have a superball which will bounce like crazy on a hard surface.



Helpful Hints...

If your ball crumbles or doesn't set firm, leave your next one in the water a little bit longer.

Store your superballs in the tube, with the lid tightly closed, as they will lose their elasticity if they are allowed to dry out completely.

This kit is manufactured by:

Tree Toys Corporation (Taiwan)

Under agreement with:

Interplay UK Ltd, Unit D, Meter House, Fieldhouse Lane,
Marlow, Buckinghamshire. SL7 1LW. United Kingdom.

All rights reserved. ©Tree Toys 2006

 **interplay**

See our range of science, nature and craft toys and gifts at: www.interplayuk.co.uk

 **tree toys**

www.treetoys.com